

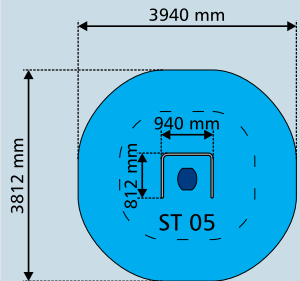
# ST 05 - Balance Board



stimulates the **sense of balance**

Stand in the middle of the balance board with your knees slightly bent.  
Get out of balance by small movements, then try to regain your balance.

Close your eyes to intensify this exercise.



**Installation:**

The device is delivered completely assembled to be set in the poured-in place concrete. The Installation Guide can be found on [www.saysu.de](http://www.saysu.de) or upon request. For your draft we can supply 2D and 3D files. Picture of the product may differ from original – subject to technical modification.



**length:** 940 mm  
**width:** 812 mm  
**height:** 1471 mm

**floor space:** 0,76 m<sup>2</sup>

**floor space required:** 3940 x 3812 mm

**volume:** 1,12 m<sup>3</sup>

**weight:** 22 kg

**plastic parts:** Petilen YY S 0464 (blow moulding)  
 RAL 5002 (ultramarine blue) or   
 RAL 2008 (bright red orange) 

**pipe measurements:** diameter: 42,4 mm      wall thickness: 2 mm

**metal parts:** stainless steel

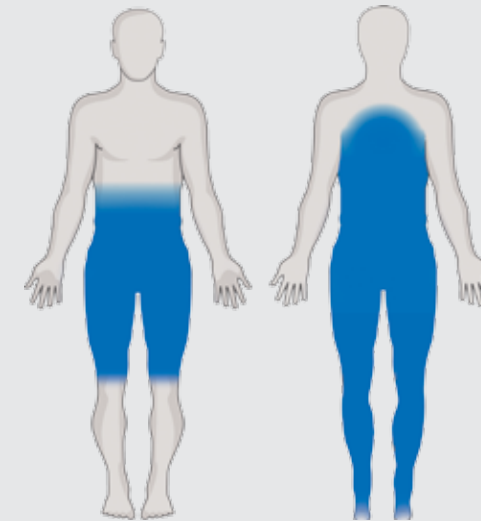
**user age:** children under 14 years only  
 under surveillance of parents

**maximum user weight:** 130 kg

**safe distance:** 1,50 m

**drop height:** < 0,6 m (possible underground see  
 DIN 79000:2012-05 Tab. 2 or  
 installation instructions)

**safety system:** stopper with damping system



- strength
- endurance
- coordination
- mobility
- relaxation

stimulates the sense of balance

**function:** keeping the balance on unsteady ground

**effect:** supports coordination and sense of balance

**persons:** 1 at the same time